

26 February 2021

---

# Maternal and Child Health Conference

Marcia Armstrong

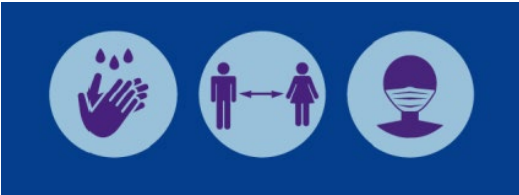
Principal MCH Advisor

---

# MCH COVID -19 Response



14 editions – March 2020 – February 2021



PPE supply to community services limited until  
15 May 2020

---

# MCH COVID -19 Response




Essential Providers ✓

Essential Workers ✓

Essential Health Service ✕

---

## MCH COVID -19 Response



**X 3**

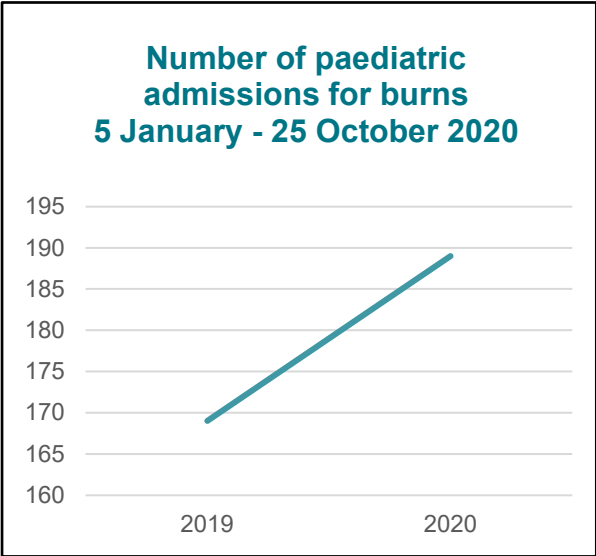
Infant admissions due to being underweight compared to same period in 2019




**X 2**

Families referred for increased parenting and psychological support

# Indirect Impact on children's health



Drownings



Vehicles

# Victoria's mothers, babies and children 2019

Trends and recommendations

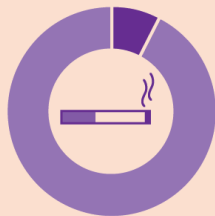
Children and adolescent mortality

Maternal mortality and morbidity

Perinatal mortality

# Smoking and outcomes in 2019

**6,109** babies born to women who smoked at any time during their pregnancy in 2019. (7.7% of all adjusted births)



**10.5** adjusted PMR per 1,000 births



**47** stillbirths

**17** neonatal deaths

in women who smoked at any time during their pregnancy in 2019.

**8.6** adjusted PMR per 1,000 births



**443** stillbirths

**162** neonatal deaths

in women who did not smoke at any time during their pregnancy in 2019.

# The gap: Aboriginal and Non-Aboriginal women

	Aboriginal women	Non-Aboriginal women
<b>Perinatal Mortality Rate</b> (PMR)	<b>12.6</b> deaths per 1,000 births for 2017-2019 ↗ Compared with <b>11.5</b> in 2016-2018	<b>8.7</b> deaths per 1,000 births for 2017-2019 ↔ Compared with <b>8.7</b> in 2016-2018
<b>Stillbirth Mortality Rate</b>	<b>7.9</b> deaths per 1,000 births for 2017-2019 ↗ Compared with <b>7.1</b> in 2016-2018	<b>6.2</b> deaths per 1,000 births for 2017-2019 ↔ Compared with <b>6.2</b> in 2016-2018
<b>Neonatal Mortality Rate</b>	<b>4.7</b> per 1,000 live births for 2017-2019 ↗ Compared with <b>4.4</b> in 2016-2018	<b>2.5</b> per 1,000 live births for 2017-2019 ↔ Compared with <b>2.6</b> in 2016-2018



# Maternal mortality: 2017 to 2019

## Victorian maternal mortality ratio (MMR)

**8.1** deaths per 100,000 women who gave birth during 2017-19 triennium

**this is lower than 10.2** deaths per 100,000 women who gave birth during the 2016-18 triennium



## Maternal deaths per year



## Suicide

was the most common cause of all maternal deaths in 2017-19



**10** suicides

# Child and adolescent deaths in 2019

**234**

**post neonatal infant, child and adolescent deaths reported to CCOPMM in 2019**



**highest number of deaths reported since 2012**  
a substantial increase across all ages compared with recent years

**205**  
deaths  
2017

**181**  
deaths  
2018

**234**  
deaths  
2019



**76**  
**post neonatal infant deaths**  
aged 28–364 days  
in 2019

**69**  
deaths  
2017

**63**  
deaths  
2018

**76**  
deaths  
2019



**158**  
**deaths in children**  
aged 1–17 years  
in 2019

**136**  
deaths  
2017

**118**  
deaths  
2018

**158**  
deaths  
2019



---

## Infant and under 5 mortality

### infant mortality rate

age 0 – 364 days



**2.8** deaths  
per 1,000 live births  
for infants in Victoria



**3.1** deaths  
per 1,000 live births  
for infants in Australia

### under-5 mortality rate



**3.3** deaths  
per 1,000 live births  
for under-5 in Victoria



**3.6** deaths  
per 1,000 live births  
for under-5 in Australia

---

## Recommendations

**Evaluate the effectiveness of current services in meeting the specific needs of women during pregnancy and in the year following birth.** If gaps are identified, implement strategies to improve the health and wellbeing of women and families. The areas of mental health and family violence require specific focused attention

**Reform of statewide services** is needed to ensure there is a coordinated and timely system response that supports the health and wellbeing of Victorian children in vulnerable situations

---

## Recommendations

Develop and roll out an **annual public health campaign on the importance of influenza vaccination for children** using co-design principles with families and their communities

Ensure all children have easy access to **free influenza vaccination** annually

---

## Recommendations

Develop and implement a **public information campaign regarding the dangers for children on farms**, using co-design principles with families and their communities, in conjunction with organisations such as WorkSafe Victoria and the Victorian Farmers Federation



## Good practice points

Good practice points reflect the findings of CCOPMM's review of all cases of maternal, perinatal and paediatric mortality, and severe acute maternal morbidity in a reporting year

They are designed to guide local improvements in clinical performance and can relate to our **clinical care and/or the system or service we work in**

---

## Good practice points

Strengthen your service's relationships with maternal and child health nurse (MCHN) services - to ensure there is **support for women that have complex psychosocial history and/or a history of catastrophic episodes**

Ensure effective **connection and handover** to MCHNs



---

## Discharging babies under 2.5 kilograms

Babies under 2.5kg at discharge should have a **comprehensive action plan** and follow-up

This plan needs to **include a risk assessment** of their discharge circumstances



## For more information

[www.bettersafecare.vic.gov.au/publications/victorias-mothers-babies-and-children-2019](http://www.bettersafecare.vic.gov.au/publications/victorias-mothers-babies-and-children-2019)

Refer to CCOPMM's other slide packs on:

- Mothers and babies
- Maternal mortality and morbidity
- Perinatal mortality
- Child and adolescent mortality
- 2019 recommendations